


Life Sciences Clinical Data and Analytics (D&A) Platforms PEAK Matrix® Assessment 2023

July 2023: Complimentary Abstract / Table of Contents



Our research offerings

This report is included in the following research program(s):

Clinical Development Technology

- ▶ Amazon Web Services (AWS)
- ▶ Application Services
- ▶ Artificial Intelligence (AI)
- ▶ Asset and Wealth Management
- ▶ Banking and Financial Services Business Process
- ▶ Banking and Financial Services Information Technology
- ▶ Catalyst™
- ▶ Clinical Development Technology
- ▶ Cloud and Infrastructure
- ▶ Contingent Staffing
- ▶ Contingent Workforce Management
- ▶ Customer Experience Management Services
- ▶ CX Excellence
- ▶ CXM Technology
- ▶ Cybersecurity
- ▶ Data and Analytics
- ▶ Digital Adoption Platforms
- ▶ Digital Services
- ▶ Digital Workplace
- ▶ Employee Experience Management (EXM) Platforms
- ▶ Employer of Record (EOR)
- ▶ Engineering Research and Development
- ▶ Enterprise Platform Services
- ▶ Exponential Technologies
- ▶ Finance and Accounting
- ▶ Financial Services Technology (FinTech)
- ▶ GBS Talent Excellence
- ▶ Global Business Services
- ▶ Google Cloud
- ▶ Healthcare Business Process
- ▶ Healthcare Information Technology
- ▶ HealthTech
- ▶ Human Resources
- ▶ Insurance Business Process
- ▶ Insurance Information Technology
- ▶ Insurance Technology (InsurTech)
- ▶ Insurance Third-Party Administration (TPA) Services
- ▶ Intelligent Document Processing
- ▶ Interactive Experience (IX) Services
- ▶ IT Services Excellence
- ▶ IT Services Executive Insights™
- ▶ IT Talent Excellence
- ▶ Life Sciences Business Process
- ▶ Life Sciences Commercial Technologies
- ▶ Life Sciences Information Technology
- ▶ Locations Insider™
- ▶ Marketing Services
- ▶ Market Vista™
- ▶ Microsoft Azure
- ▶ Modern Application Development (MAD)
- ▶ Mortgage Operations
- ▶ Multi-country Payroll
- ▶ Network Services and 5G
- ▶ Oracle Services
- ▶ Outsourcing Excellence
- ▶ Pricing Analytics as a Service
- ▶ Process Mining
- ▶ Process Orchestration
- ▶ Procurement and Supply Chain
- ▶ Recruitment
- ▶ Retail and CPG Information Technology
- ▶ Retirement Technologies
- ▶ Revenue Cycle Management
- ▶ Rewards and Recognition
- ▶ SAP Services
- ▶ Service Optimization Technologies
- ▶ Software Product Engineering Services
- ▶ Supply Chain Management (SCM) Services
- ▶ Sustainability Technology and Services
- ▶ Talent Genius™
- ▶ Technology Skills and Talent
- ▶ Trust and Safety
- ▶ Value and Quality Assurance (VQA)

If you want to learn whether your organization has a membership agreement or request information on pricing and membership options, please contact us at info@everestgrp.com

Learn more about our
custom research capabilities

Benchmarking

Contract assessment

Peer analysis

Market intelligence

Tracking: providers, locations,
risk, technologies

Locations: costs, skills,
sustainability, portfolios

Contents

1. Introduction and overview	05
• Research methodology	06
• Key information on the report	07
• Background of the research	08
• Focus of the research	09
2. Life Sciences Clinical D&A Platforms PEAK Matrix® characteristics	10
• Summary of the key message	11
• PEAK Matrix framework	13
• Everest Group PEAK Matrix for Life Sciences Clinical D&A	14
• Provider capability summary dashboard	15
• Characteristics of Leaders, Major Contenders, and Aspirants	18
3. Life Sciences Clinical D&A state of the market	19
• Current and future investment trends in clinical development platforms	20
• Key themes in clinical D&A	21
• Buyer perception for end-to-end vs best-of-breed solution	22
• Involvement of different decision makers at enterprises	23
• Key drivers and challenges in adopting clinical D&A platform	24
• Partner ecosystem for different platform players	26
4. Enterprise sourcing considerations	27
• Leaders	27
– eClinical Solutions	28
– Medidata Solutions	29
– Saama	30

For more information on this and other research published by Everest Group, please contact us:

Nitish Mittal, Partner

Chunky Satija, Vice President

Nisarg Shah, Practice Director

Anik Dutta, Senior Analyst

Madhur Kakade, Senior Analyst

Contents

• Major Contenders	31
– Cytel	32
– IQVIA	33
– Lokavant	34
– Merative	35
– Oracle	36
– TCS	37
– ThoughtSphere	38
– Veeva	39
4. Enterprise sourcing considerations	40
• Aspirants	40
– Adaptive Clinical Systems	41
– Datavant	42
– NextTrial AI	43
5. Appendix	44
• Glossary	45
• Research calendar	46

This report is based on two key sources of proprietary information

- Proprietary database of IT services contracts of major IT providers with workplace services in scope of work (updated annually)
- The database tracks the following elements of each contract:
 - Buyer details including size and signing region
 - Contract details including provider, contract type, TCV and ACV, provider FTEs, start and end dates, duration, and delivery locations
 - Scope details including share of individual buyer locations being served in each contract, Line of Business (LoB) served, and pricing model employed
- Proprietary database of IT providers (updated annually)
- The database tracks the following for each provider:
 - Revenue and number of FTEs
 - Number of clients
 - FTE split by different LoBs
 - Revenue split by region
 - Location and size of delivery centers
 - Technology solutions developed
- Provider briefings
 - Vision and strategy
 - Annual performance and future outlook
 - Key strengths and improvement areas
 - Emerging areas of investment
- Buyer reference interviews, ongoing buyer surveys, and interactions
 - Drivers and challenges for adopting workplace services
 - Assessment of provider performance
 - Emerging priorities
 - Lessons learnt and best practices

Providers assessed^{1,2,3}



1 Assessments for Adaptive Clinical Systems, Datavant, NextTrial AI, Cytel, and IQVIA excludes platform provider inputs and are based on Everest Group's proprietary Transaction Intelligence (TI) database, platform providers' public disclosures, and Everest Group's interactions with clinical D&A platform buyers
 2 Merative is a combined assessment of Merative and Zelta platform
 3 Assessment for Veeva is based on partial primary inputs (briefing and demo)

Confidentiality: Everest Group takes its confidentiality pledge very seriously. Any information we collect that is contract specific will only be presented back to the industry in an aggregated fashion

Background of the research

The pandemic accelerated the need to extract value from data due to the substantial increase in data generation from various clinical sources, characterized by high veracity, variety, and volume. As a result, there has been a notable surge in the adoption of clinical data and analytics platforms in clinical development. This prompted considerable interest in assessing their impact on clinical trials, patient care, treatment outcomes, and health system efficiency. The integration of complex clinical data sources including Electronic Health Records (EHR), Electronic Medical Records (EMR), Laboratory Data, Clinical Trial Management Systems (CTMS), connected devices, and Real-world Data (RWD), presents a significant challenge that the industry currently faces.

Clinical D&A platforms provide significant benefits in the realm of clinical development. These platforms enhance data management by facilitating centralized and standardized data collection from various sources, resulting in improved data quality and integrity. Real-time monitoring capabilities enable stakeholders to track trial progress, identify potential issues, and make informed decisions promptly. Advanced analytics tools help uncover patterns, trends, and correlations within the data, resulting in valuable insights for optimizing trial protocols and treatment strategies.


In this report, we assess the capabilities of 14 platform providers specific to the clinical D&A. These platform providers are mapped on the Everest Group PEAK Matrix®, which is a composite index of a range of distinct metrics related to a provider's capability and market impact. We focus on:

- The landscape of platform providers for clinical D&A
- Assessment of the platform providers on several capability and market success-related dimensions

Scope of this report



Geography
Global




Providers
Life sciences
(biopharmaceuticals,
medical devices, and
Contract Research
Organizations (CROs))

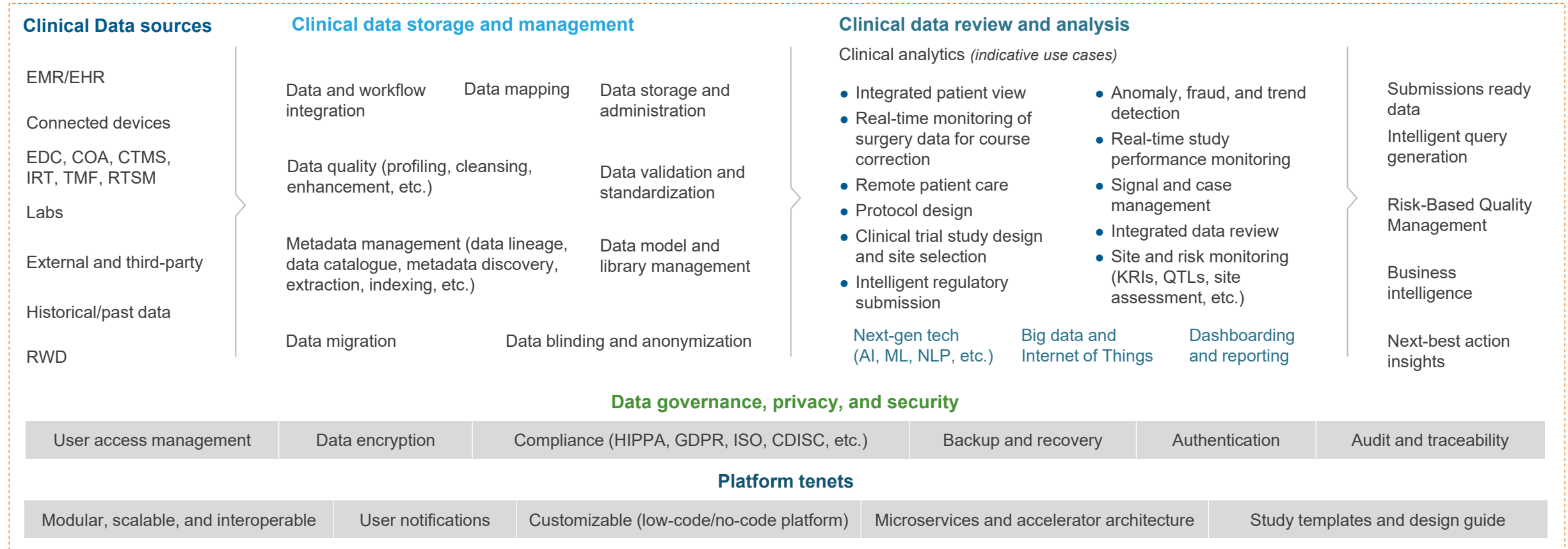


Products
Clinical D&A platforms

Life Sciences Clinical D&A Platforms | scope of research

In this report, Everest Group focuses on platforms that enable clinical D&A

 Scope of assessment



Enabling services (*out of scope*)

D&A vision and strategy	D&A consulting, road-mapping, and tool selection advisory	Business case and use case development	Implementation and managed services
-------------------------	---	--	-------------------------------------

Note: The scope of this research is pertaining to the clinical research value chain through trial startup, conduct, closeout, safety, regulatory affairs, and quality functions of a trial

Overview and abbreviated summary of key messages

This report examines the global clinical data & analytics platform providers landscape and its impact on the clinical development value chain of life sciences. It focuses on platform providers' position and growth in the clinical data & analytics market, changing market dynamics and emerging platform provider trends, and assessment of their data & analytics capabilities

Some of the findings in this report, among others, are:

Market dynamics

- The increasing complexity of data in clinical trials has created a need for the utilization of advanced technologies to effectively manage and analyze the vast amounts of data generated
- The complexity of trial design is on the rise due to various factors such as the integration of real-world data, usage of wearables for patient monitoring, and the requirement for larger and more diverse patient populations

Emerging platform provider trends

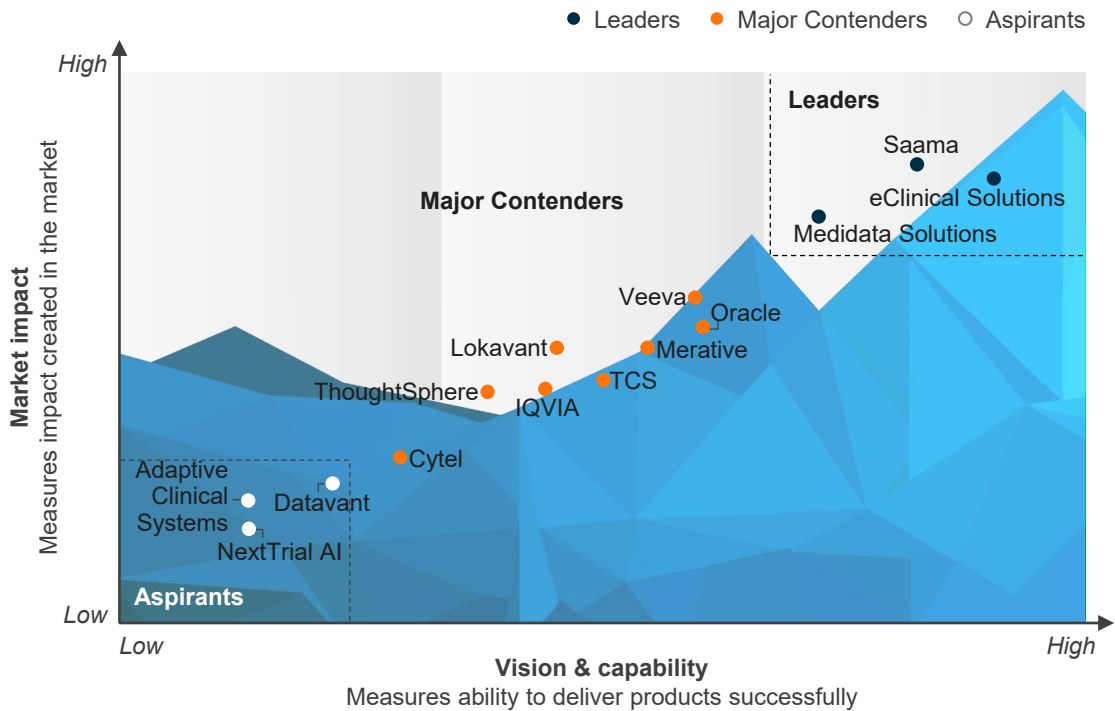
- Platform providers are adding pre-built functionalities that facilitate data harmonization for reporting, extraction, and analytics. Further, platform providers are investing in the expansion of adapters to enhance interoperability.
- Platform providers strive to offer a unified and reliable data source, enable efficient data access, and ensure data quality and regulatory compliance. Some platforms also incorporate AI-enabled models for enhanced data cleaning and anomaly detection.

Platform providers' delivery capabilities

- Clinical data & analytics platform providers can be categorized into three categories of leaders, major contenders, and aspirants on the capability-market impact matrix
- eClinical Solutions, Saama, and Medidata Solutions emerged as a leader with end-to-end robust clinical data integration, and advanced analytics capabilities, while there are certain other players who provide best-of-breed solutions targeting specific segments such as data management or analytics

This study offers three distinct chapters providing a deep dive into key aspects of the clinical data & analytics platforms market; below are three charts to illustrate the depth of the report

Life Sciences Clinical Data and Analytics (D&A) PEAK Matrix® Assessment 2023^{1,2,3}



1 Assessments for Adaptive Clinical Systems, Datavant, NextTrial AI, Cytel, and IQVIA excludes platform provider inputs and are based on Everest Group’s proprietary Transaction Intelligence (TI) database, platform providers’ public disclosures, and Everest Group’s interactions with clinical D&A platform buyers
 2 Merative is a combined assessment of Merative and Zelta platform
 3 Assessment for Veeva is based on partial primary inputs (briefing and demo)
 Confidentiality: Everest Group takes its confidentiality pledge very seriously. Any information we collect that is contract specific will only be presented back to the industry in an aggregated fashion

Capability assessment

Illustrative example

Measure of capability: ☐ Low ● High

Providers	Market impact				Vision & capability					
	Market adoption	Portfolio mix	Value delivered	Overall	Vision and strategy	Technology capability	Flexibility & ease of deployment	Engagement model	Support	Overall
Provider 1	☐	☐	☐	☐	☐	☐	☐	☐	☐	☐
Provider 2	☐	☐	☐	☐	☐	☐	☐	☐	☐	☐
Provider 3	☐	☐	☐	☐	☐	☐	☐	☐	☐	☐
Provider 4	☐	☐	☐	☐	●	☐	☐	☐	☐	☐
Provider 5	☐	☐	☐	☐	☐	☐	☐	☐	☐	☐
Provider 6	☐	☐	☐	☐	☐	☐	☐	☐	☐	☐
Provider 7	☐	☐	☐	☐	☐	☐	●	☐	☐	☐
Provider 8	☐	☐	☐	☐	☐	☐	☐	☐	☐	☐
Provider 9	☐	☐	☐	☐	☐	☐	☐	☐	☐	☐

Everest Group’s remarks on providers

Illustrative example

Measure of capability: ☐ Low ● High

Market impact				Vision & capability					
Market adoption	Portfolio mix	Value delivered	Overall	Vision and strategy	Technology capability	Flexibility & ease of deployment	Engagement model	Support	Overall
☐	☐	●	☐	●	☐	☐	☐	☐	☐

Strengths

- Provider 1, has a scalable end-to-end clinical data management platform with clinical data analytics and AI/ML capabilities
- It is perceived as a tried and tested partner that brings in high domain and technical expertise and clients think of it as a strategic partner

Limitations

- Provider 1 should increase offerings of value-added services such as employer branding, talent communities and workforce planning
- It needs to improve data integration capabilities for lab data and standardize it into the workflows

Research calendar

Clinical Development Technology

Published Planned Current release

Reports title	Release date
Accelerating the Value of Data in Life Sciences	January 2022
Clinical Development Platforms Products PEAK Matrix® Assessment 2022	July 2022
Remote Patient Monitoring (RPM) in Decentralized Clinical Trials (DCT)	November 2022
Decentralized Clinical Trial Platforms PEAK Matrix® Assessment 2023	November 2022
Decentralized Clinical Trial Platforms Provider Compendium 2023	December 2022
Life Sciences Decentralized Clinical Trial Platforms State of the Market 2023	March 2023
Life Sciences Clinical Data and Analytics (D&A) Platforms PEAK Matrix® Assessment 2023	July 2023
Life Sciences Clinical Data and Analytics (D&A) Platform – Provider Compendium 2023	Q3 2023
Patient Engagement Trailblazers in Decentralized Clinical Trials	Q3 2023
Life Sciences Decentralized Clinical Trial Platforms PEAK Matrix® Assessment 2023	Q4 2023
Life Sciences Decentralized Clinical Trial Platforms – Provider Compendium 2023	Q4 2023
Decentralized Clinical Trials (DCT) Adoption Playbook	Q1 2024
Life Sciences Clinical Data and Analytics (D&A) Platforms PEAK Matrix® Assessment 2024	Q3 2024

Note: [Click](#) to see a list of all of our published reports on Clinical Development Technology



Everest Group is a leading research firm helping business leaders make confident decisions. We guide clients through today's market challenges and strengthen their strategies by applying contextualized problem-solving to their unique situations. This drives maximized operational and financial performance and transformative experiences. Our deep expertise and tenacious research focused on technology, business processes, and engineering through the lenses of talent, sustainability, and sourcing delivers precise and action-oriented guidance. Find further details and in-depth content at www.everestgrp.com.

Stay connected

Dallas (Headquarters)
info@everestgrp.com
+1-214-451-3000

Bangalore
india@everestgrp.com
+91-80-61463500

Delhi
india@everestgrp.com
+91-124-496-1000

London
unitedkingdom@everestgrp.com
+44-207-129-1318

Toronto
canada@everestgrp.com
+1-647-557-3475

This document is for informational purposes only, and it is being provided "as is" and "as available" without any warranty of any kind, including any warranties of completeness, adequacy, or fitness for a particular purpose. Everest Group is not a legal or investment adviser; the contents of this document should not be construed as legal, tax, or investment advice. This document should not be used as a substitute for consultation with professional advisors, and Everest Group disclaims liability for any actions or decisions not to act that are taken as a result of any material in this publication.

Website
everestgrp.com

Social Media
 @EverestGroup
 @Everest Group
 @Everest Group
 @Everest Group

Blog
everestgrp.com/blog

NOTICE AND DISCLAIMERS

IMPORTANT INFORMATION. PLEASE REVIEW THIS NOTICE CAREFULLY AND IN ITS ENTIRETY. THROUGH YOUR ACCESS, YOU AGREE TO EVEREST GROUP'S TERMS OF USE.

Everest Group's Terms of Use, available at www.everestgrp.com/terms-of-use/, is hereby incorporated by reference as if fully reproduced herein. Parts of these terms are pasted below for convenience; please refer to the link above for the full version of the Terms of Use.

Everest Group is not registered as an investment adviser or research analyst with the U.S. Securities and Exchange Commission, the Financial Industry Regulatory Authority (FINRA), or any state or foreign securities regulatory authority. For the avoidance of doubt, Everest Group is not providing any advice concerning securities as defined by the law or any regulatory entity or an analysis of equity securities as defined by the law or any regulatory entity.

All Everest Group Products and/or Services are for informational purposes only and are provided "as is" without any warranty of any kind. You understand and expressly agree that you assume the entire risk as to your use and any reliance upon any Product or Service. Everest Group is not a legal, tax, financial, or investment advisor, and nothing provided by Everest Group is legal, tax, financial, or investment advice. Nothing Everest Group provides is an offer to sell or a solicitation of an offer to purchase any securities or instruments from any entity. Nothing from Everest Group may be used or relied upon in evaluating the merits of any investment. Do not base any investment decisions, in whole or part, on anything provided by Everest Group.

Products and/or Services represent research opinions or viewpoints, not representations or statements of fact. Accessing, using, or receiving a grant of access to an Everest Group Product and/or Service does not constitute any recommendation by Everest Group that recipient (1) take any action or refrain from taking any action or (2) enter into a particular transaction. Nothing from Everest Group will be relied upon or interpreted as a promise or representation as to past, present, or future performance of a business or a market. The information contained in any Everest Group Product and/or Service is as of the date prepared, and Everest Group has no duty or obligation to update or revise the information or documentation. Everest Group may have obtained information that appears in its Products and/or Services from the parties mentioned therein, public sources, or third-party sources, including information related to financials, estimates, and/or forecasts. Everest Group has not audited such information and assumes no responsibility for independently verifying such information as Everest Group has relied on such information being complete and accurate in all respects. Note, companies mentioned in Products and/or Services may be customers of Everest Group or have interacted with Everest Group in some other way, including, without limitation, participating in Everest Group research activities.